



ABOUT KIND AND CARE HEALTH SERVICES

Kind & Care has Pan-India Network of Nursing service and Advanced Medical equipment's facilities. We have Team of professionals to offer high-end home health services including Doctor Home Consultations, Nursing/Attendant Home care Services, and Medical Equipment, Lab and Diagnostics equipment's and Services etc. to patients and hospitals.

We are able to provide you accurate equipment's like Ventilators, Oxygen Control Panel (Fully & Semi), Surgical Lights, Surgical Beds and Normal beds for hospital and nursing homes, Lab equipment's, Bed Head Panel, Digital Gas Alarms and other Necessary Equipment's as well., hospital-like treatment at the comfort of your home for your loved ones.

Covid-19 Antibody Rapid Test Kit

COVID-19 IgM/IgG Duo Test Kit is a rapid immunochromatography test designed for the qualitative presumptive detection of specific IgM and IgG to SARS-CoV-2 in humoral fluid.

Rapid testing for SARS-CoV-2 antibodies within 10 minutes

Just 10ul of specimen : Whole blood, serum , plasma

Suitable for Point of Care Testing. No need for extra equipment

2019-nCoV IgG/IgM Detection Kit (COLLOIDAL GOLD-BASED)

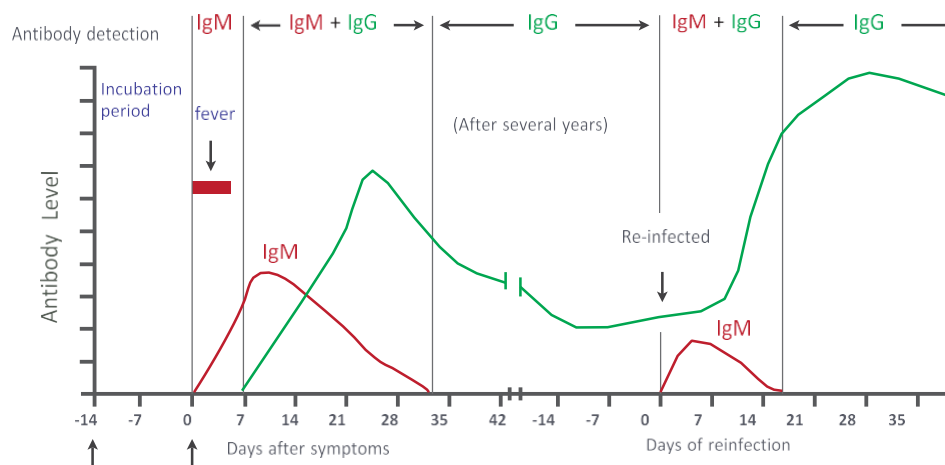


Rapid Detection within 10 Min. No Equipment Required

IgM and IgG Antibodies

Both IgM and IgG are immunoglobulin which are produced by the immune system to provide protection against the 2019-nCoV. Some patients with negative results in nucleic acid test show positive in IgM test, indicating that the IgG / IgM detection is one of the effective methods for the diagnosis of 2019-nCoV.

The level of IgM antibody begins to rise after 1 week after the initial infection, while the IgG appears later than IgM (usually in 14 days after infection) and can last for 6 months or even several years, which means that the IgG serves as an indicator of previous infection. Suspected patients that are infected by 2019-nCoV can be rapidly identified by simultaneous monitoring of IgM and IgG. During the outbreak period of 2003-SARS and the 2016-Zika, IgM / IgG antibody detection was used as one of the recommended diagnostic methods.



Advantages of IgG / IgM Detection

01 Indicating both recent infections and previous infections, reducing missed detection rates.

Low requirements of instruments; suitable for primary hospitals and conventional outpatient clinics.

03 Blood testing; low requirements for sampling; no special virus collection tube required.

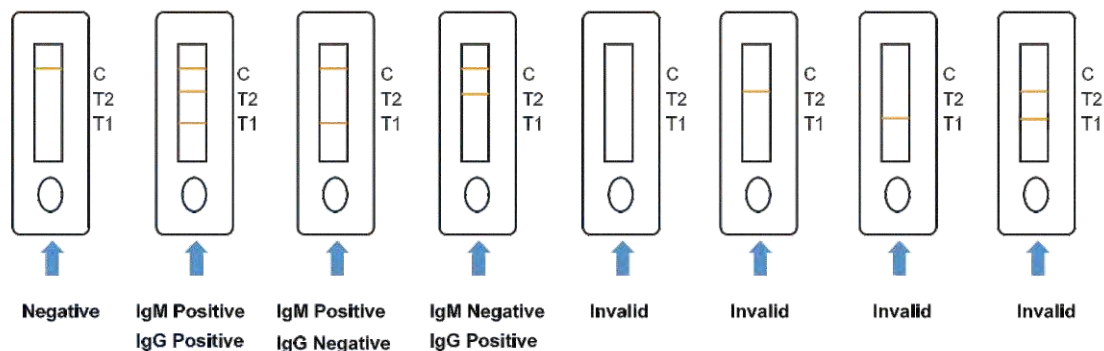
Suitable for combined detection with nucleic-acid testing kit to improve the diagnosis rate of suspected patients.

2019-nCoV IgG / IgM Detection Kit (Colloidal Gold-Based)

Product Advantages

- 01 Rapid-screening within 10 minutes.
- 02 High detection efficiency: simultaneous monitoring of IgM and IgG.
- 03 Detection without any equipments.
- 04 Easy to operate, and is compatible with serum/ whole blood/ plasma.
- 05 Room-temperature storage.

Interpreting Test Results

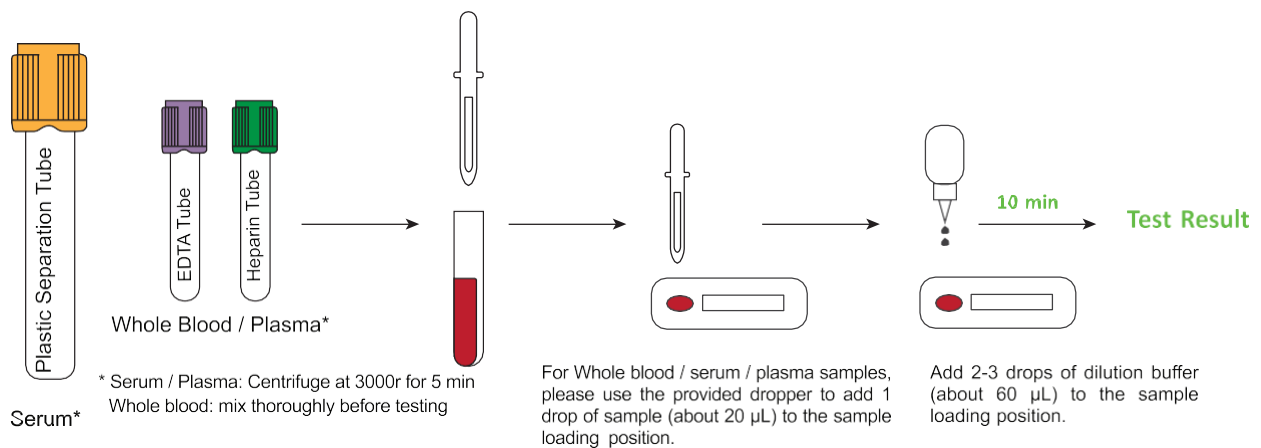


Results	Interpreting
IgM positive, IgG positive	Indicates that it may be a recent infection with 2019-nCoV.
IgM positive, IgG negative	Indicates that it may be a recent infection with 2019-nCoV.
IgM negative, IgG positive	Indicates that it may be a previous infection with 2019-nCoV.
IgM negative, IgG negative	Indicates that it may be on infection with 2019-nCoV, or there is not enough detectable antibodies in the early infection.

Product Information

Product Name	2019-nCoV IgG / IgM Detection Kit (Colloidal Gold-Based)
Size	50 Tests / Kit
Specimen	Serum / Plasma / Whole Blood
Required Volume of Specimen	20µl
Storage	4N - 30N. Sealed.

Workflow



2019-nCoV IgG / IgM Detection Kit (Colloidal Gold-Based) Instruction for Use

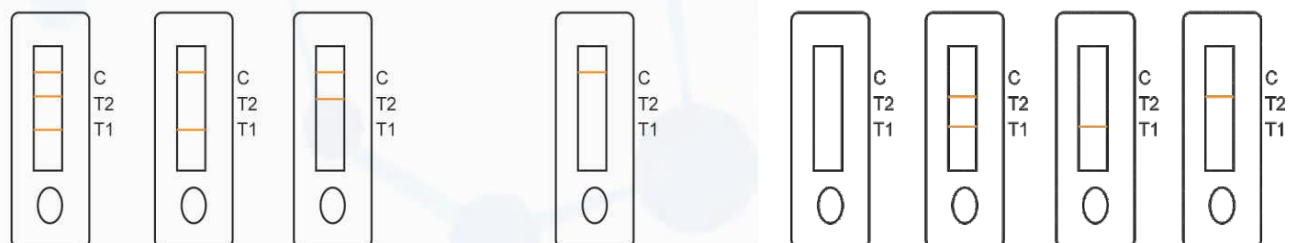
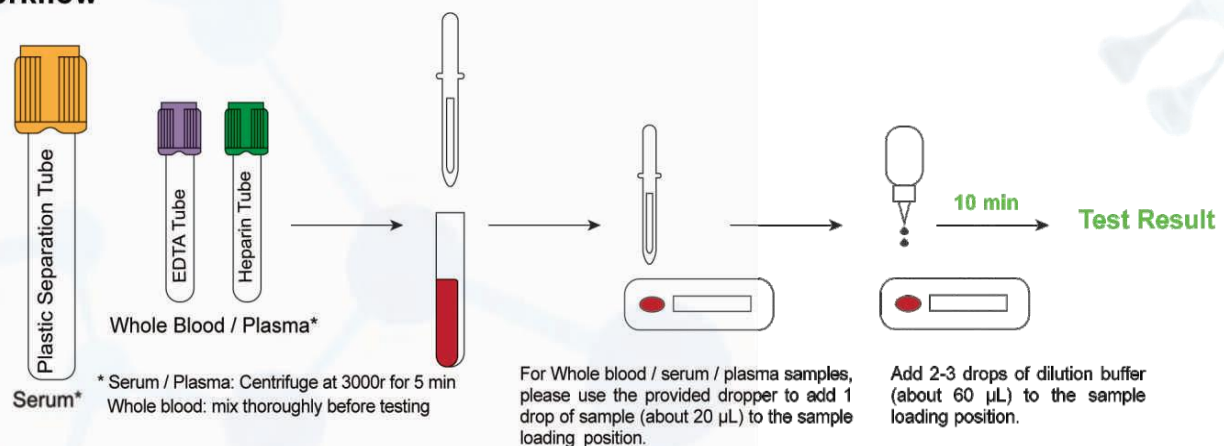
■ Intended Use

This product is intended to detect the IgG / IgM of 2019-Novel Coronavirus (2019-nCoV) from human serum, plasma and whole blood.

■ IgM / IgG Antibody

Both IgM and IgG are immunoglobulin which are produced by the immune system to provide protection against the 2019-nCoV. Normally, the level of IgM begins to rise after 1 week after the initial infection, while the IgG appears later than IgM (usually about 14 days after infection). Suspected patients that are infected by 2019-nCoV can be rapidly identified by simultaneous monitoring of IgM and IgG.

■ Workflow



Positive: At least one red test line (T1, T2 line) and one red quality control line (C line) appear in the detection area.

Negative: Only one red quality control line (C line) appears in the detection area.

Invalid: No red quality control line (C line) appears in the detection area (e.g. without any red lines or only test lines (T1, T2 line)).

Interpreting Test Results

Positive: (1) If asymptomatic, it is recommended to use the nucleic acid detection kit to test again immediately; (2) If symptomatic, it is recommended to go to the hospital immediately.

Negative: (1) If asymptomatic, indicates that there is no novel coronavirus infection; (2) If symptomatic, it is recommended to use the nucleic acid detection kit to test again immediately.

Invalid: It is recommended to test again in strict accordance with the operating instructions.

After the detection, all the test strips should be treated as medical wastes.



DHEERAJ KR. JHA
(Head-Business Development)
Mob.: 9654535285

NEHA SHARMA JHA
(Head-Operations & Accounts)
Mob.: 9910638479

KIND AND CARE (HEALTH SERVICE)
Nursing service at your doorstep....

www. Kindandcare.in

C-591 | Ground Floor | Avantika | Rohini | Sector-1
| Behind Water Tank | New Delhi-110085 | India

Tel.: +91-9654535285

Design and specification are subject to change without notice due to continuous product research and development. The material in this catalogue may be subject to copyright. Any further reproduction or communication of this material may be done with the written permission of Jai Guru Medisafe Engineers, Delhi.